

CARLOW CONCRETE TANKS

DRAWING TITLE:
 STANDARD 8000 GALLON (36m³)
 CONCRETE TANK
 GENERAL LAYOUT
 SHEET 1 OF 1

Drawn By: T. Armstrong

Date: 08/07/09

Revision: C

STANDARD DESIGN LOADS:

LID:

IMPOSED LOAD: 10 kN/m² UDL OR 5,850 kg WHEEL LOAD
 DEAD LOAD: UP TO 2m OVERBURDEN

HEAVY DUTY OR CUSTOM LIDS CAN BE MANUFACTURED FOR MORE ONEROUS APPLICATIONS.

TANK:

IMPOSED SURCHARGE: 10 kN/m² UDL (HA LOADING EQUIVALENT TO BS 5400-2)

NOTE: VERY LARGE POINT LOADS SUCH AS THOSE FROM CRANE OUTRIGGERS SHOULD BE AVOIDED IN THE IMMEDIATE VICINITY OF THE TANK

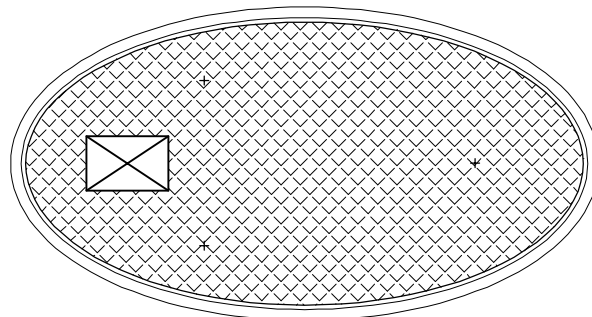
STANDARD ACCESS OPENING SIZES:

- 1400mm x 850mm
- 900mm x 600mm
- 600mm x 600mm

NON STANDARD SIZES ARE AVAILABLE ON REQUEST

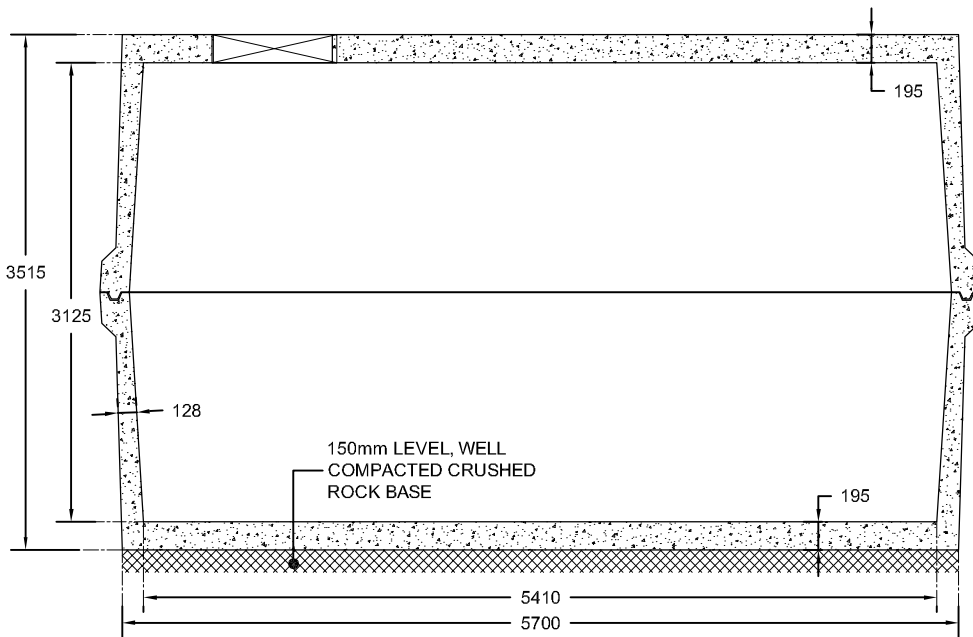
STANDARD UNIT WEIGHTS:

- BASE UNIT: 12.67 tonnes
- ROOF UNIT: 12.67 tonnes



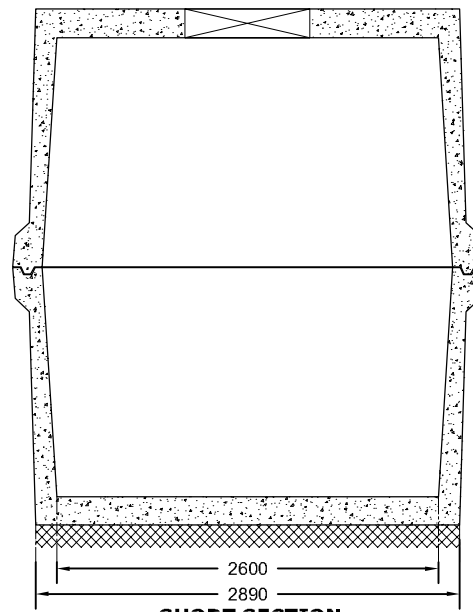
ROOF PLAN

SCALE: 1:75



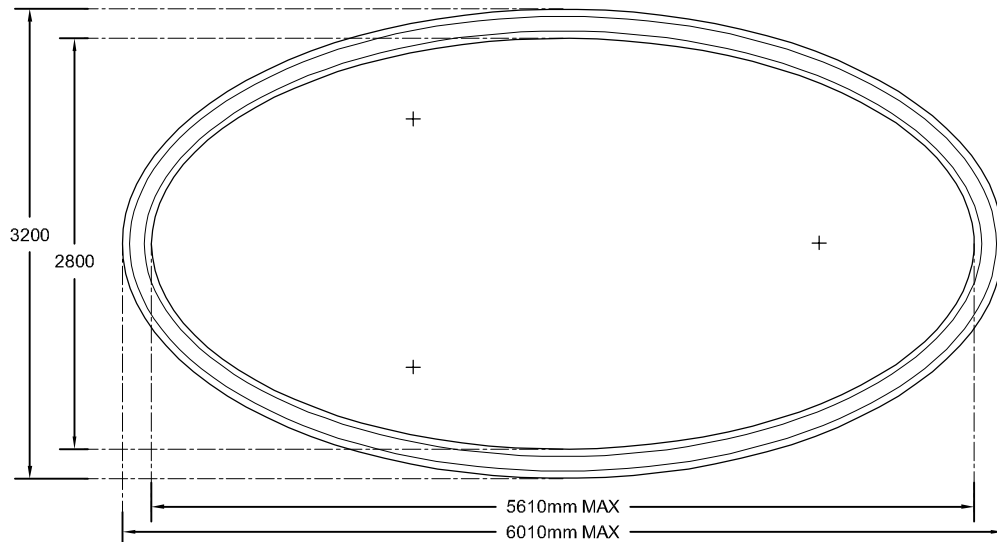
LONG SECTION

SCALE: 1:50



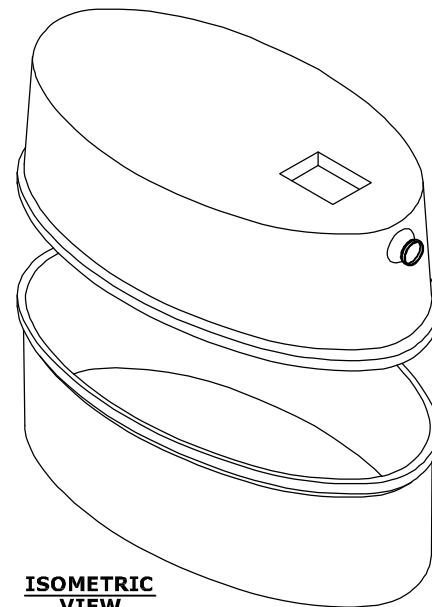
SHORT SECTION

SCALE: 1:50



PLAN VIEW @ JOINT LEVEL

SCALE: 1:50



ISOMETRIC VIEW

SCALE: 1:100